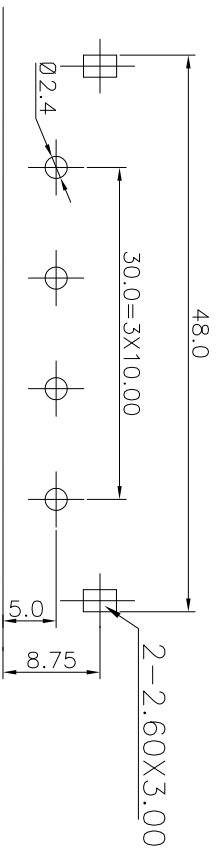
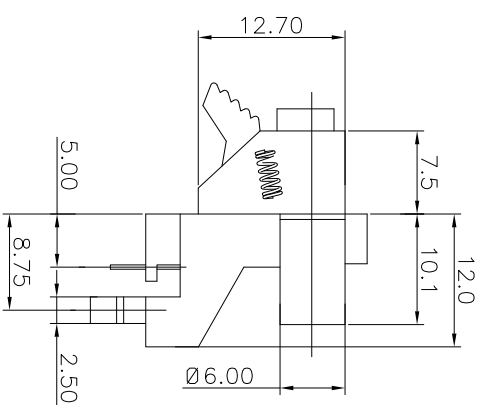
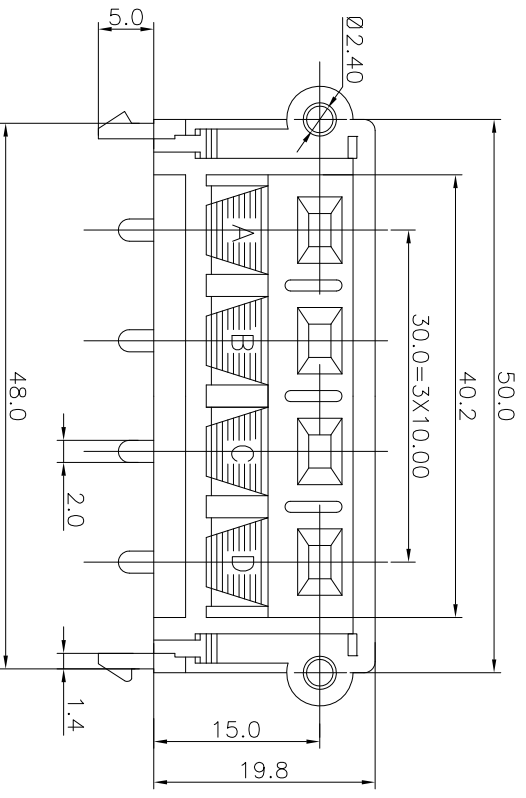


REV.	ECN NO.	MODIFIED MARK	APPROVED
A	—	FIRST RELEASE	



PCB LAYOUT
TOP VIEW

NOTES:
ELECTRICAL:
1:RATED CURRENT: 3A Max.
2:RATED VOLTAGE: 50V AC.
3:INSULATION RESISTANCE: 100 MEGAOHMS Min.
4:DIELECTRIC WITHSTANDING VOLTAGE: 1200 VAC Min.
MECHANICAL:
1:WIRE IN HOLD FORCE 5N (20#WIRE) MIN
2:INSPECTED VOLTAGE, AT THE SPEED OF 6-10S PER MINUTES, THE SAMPLES ARE INSPECTED 10000 CYCLES, BUT THERE ARE NO DAMAGE ON THE PRESSURE AND THE RISING TEMPERATURE, ETC.3:APPLY 2kgf FORCE AT ANY DIRECTION , THERE NO LOOSE & NO CRACK

ANGLE	±5°
63 < L	±0.5
16 < L ≤ 63	±0.4
4 < L ≤ 16	±0.3
L ≤ 4	±0.2

TOL TABLE:
THIS DOCUMENT IS THE PROPERTY OF
TERPRO TECHNOLOGY CO., LTD. NO PART
HEREOF MAY BE REPRODUCED AND
USED WITHOUT THE PRIOR WRITTEN
CONSENT OF THE OWNER

MODEL NAME: WP4-8 (PART NO.)	DESIGN: X.H.Wang 11/06'18	TITLE: WP PUSH TERMINAL
MAT'L: See table	CHECKED: L.W.Wu 11/06'18	DWG NO.:
FINISH: See table	APPROVED: X.Q.Hu 11/06'18	UNIT: mm
Q'TY: /		VIEW:
		SCALE: 5:1
		SHEET: 1/1
		SIZE: A3
		REV.: A

