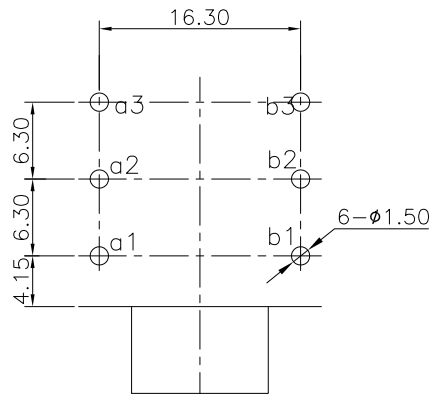
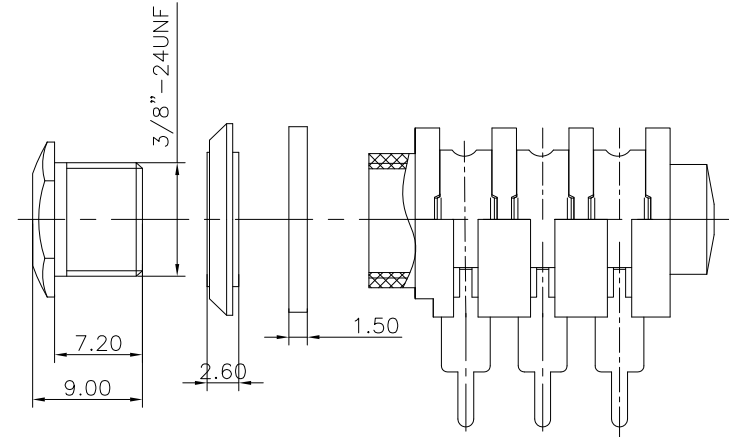
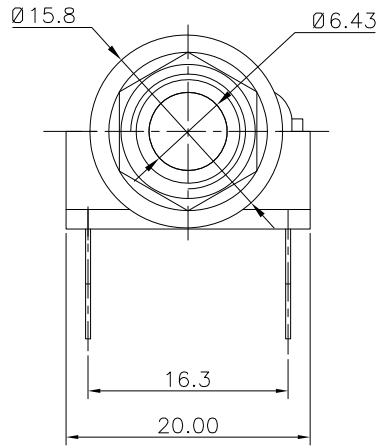
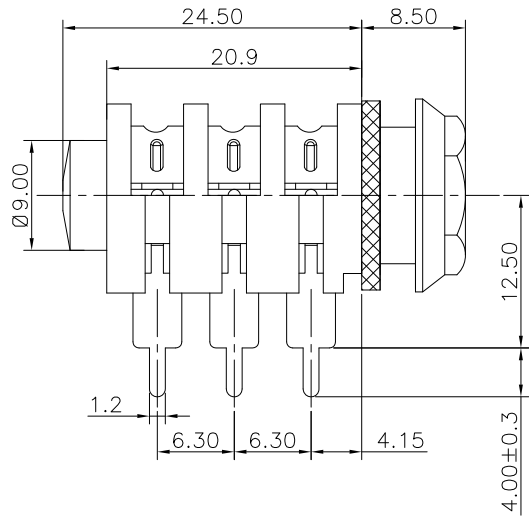
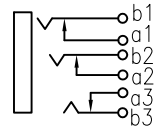


REV.	ECN NO.	MODIFIED MARK	APPROVED
A	—	FIRST RELEASE	



PCB LAYOUT
TOP VIEW



SCHEMATIC

NOTES:

ELECTRICAL:


- 1: RATED CURRENT: 1A Max.
- 2: RATED VOLTAGE: 50V AC.
- 3: CONTACT RESISTANCE: 100 MILLIOHMS Max.
AFTER TESTING: 100 MILLIOHMS Max.
- 4: INSULATION RESISTANCE: 100 MEGAOHMS Min.
- 5: DIELECTRIC WITHSTANDING VOLTAGE: 500 VAC Min.

MECHANICAL:

- 1: INSERTION FORCE: 5N-40N.
- 2: WITHDRAWAL FORCE: 5N-40N.
- 3: DURRABILITY: 5000 CYCLES.

ENVIRONMENTAL:

TEMPERATURE RANGE: -20°C TO 60°C.

ANGLE	±5°	MODEL NAME: SJ6351F-6P (PART NO.)	 广东正宝科技有限公司 GUANGDONG TRENPRO TECHNOLOGY CO. LTD.						
63 < L	±0.5								
16 < L ≤ 63	±0.4								
4 < L ≤ 16	±0.3								
L ≤ 4	±0.2								
TOL TABLE:		MAT'L:	DESIGN: Z.F.Lian 08/15'18	TITLE:	6.35 PHONE JACK				
THIS DOCUMENT IS THE PROPERTY OF TRENPRO TECHNOLOGY CO. LTD. NO PART THEREOF MAY BE REPRODUCED AND USED WITHOUT THE PRIOR WRITTEN CONSENT OF THE OWNER		FINISH:	CHECKED: L.W.Wu 08/15'18	DWG NO.:		REV.:	A		
Q'TY: /			APPROVED: X.Q.Hu 08/15'18	UNIT:	mm	VIEW:	SCALE: 5:1	SHEET: 1/1	SIZE: A3