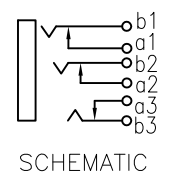
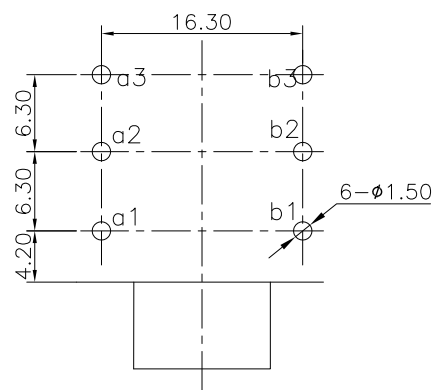
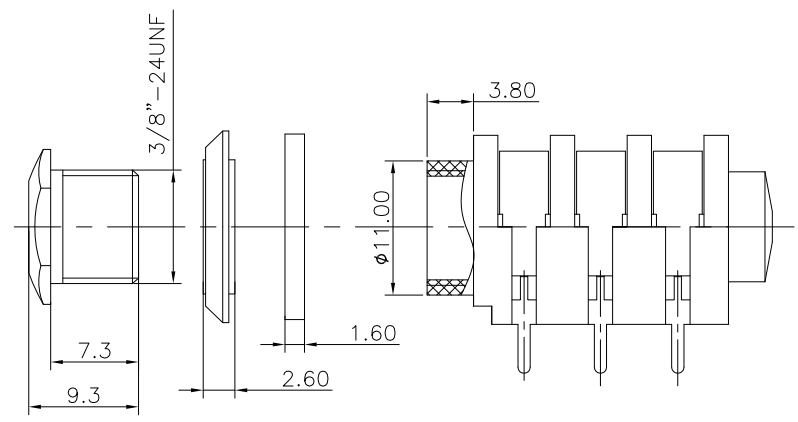
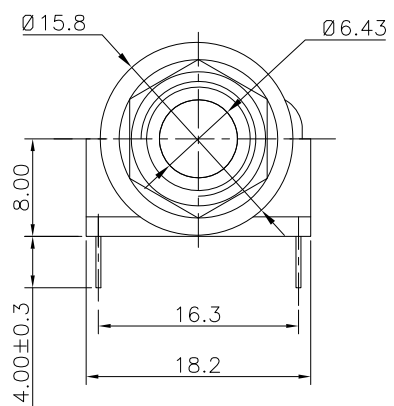
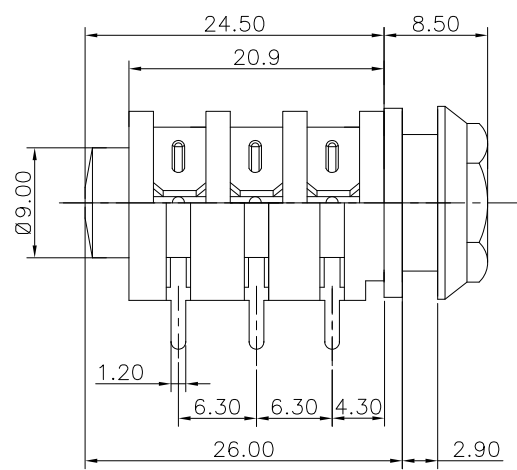




REV.	ECN NO.	MODIFIED MARK	APPROVED
A	—	FIRST RELEASE	



NOTES:
ELECTRICAL:
1:RATED CURRENT: 1A Max.
2:RATED VOLTAGE: 50V AC.
3:CONTACT RESISTANCE: 100 MILLIOHMS Max.
AFTER TESTING:100 MILLIOHMS Max.
4:INSULATION RESISTANCE: 100 MEGAOHMS Min.
5:DIELECTRIC WITHSTANDING VOLTAGE: 500 VAC Min.
MECHANICAL:
1:INSERTION FORCE: 5N-40N.
2:WITHDRAWAL FORCE: 5N-40N.
3:DURRABILITY: 5000 CYCLES.
ENVIRONMENTAL:
TEMPERATURE RANGE: -20°C TO 60°C.

PCB LAYOUT
TOP VIEW

ANGLE	±5°	MODEL NAME: SJ6351D-6P (PART NO.)	 广东正宝科技有限公司 GUANGDONG TRENPRO TECHNOLOGY CO. LTD.				
63 < L	±0.5						
16 < L ≤ 63	±0.4						
4 < L ≤ 16	±0.3						
L ≤ 4	±0.2						
TOL TABLE:		MAT'L: See table	DESIGN: Z.F.Lian 08/15'18	TITLE: 6.35 PHONE JACK			
THIS DOCUMENT IS THE PROPERTY OF TRENPRO TECHNOLOGY CO. LTD.,NO PART THEREOF MAY BE REPRODUCED AND USED WITHOUT THE PRIOR WRITTEN CONSENT OF THE OWNER		FINISH: See table	CHECKED:L.W.Wu 08/15'18	DWG NO.:	REV.: A		
Q'TY:/		APPROVED:X.Q.Hu 08/15'18	UNIT: mm	VIEW: 	SCALE: 5:1	SHEET: 1/1	SIZE: A3