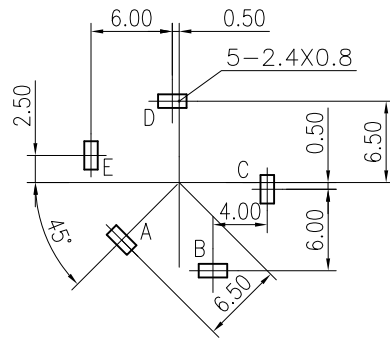
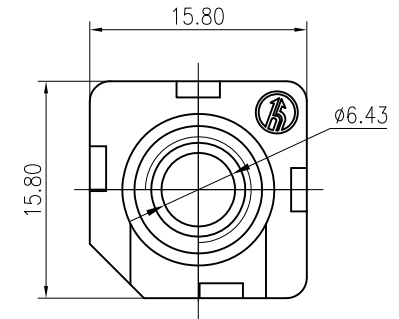
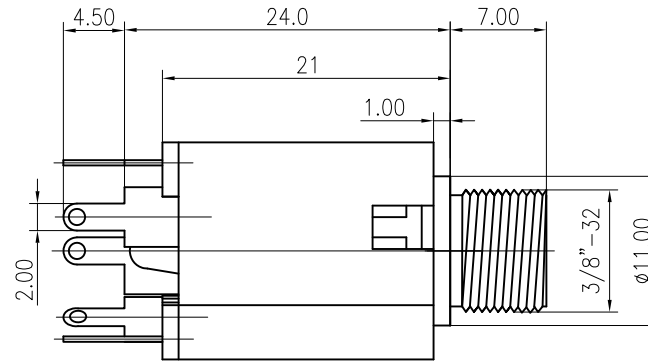
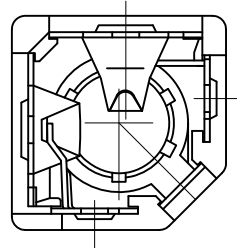
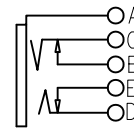


REV.	ECN NO.	MODIFIED MARK	APPROVED
A	—	FIRST RELEASE	



PCB LAYOUT
TOP VIEW



SCHEMATIC

NOTES:

ELECTRICAL:



- 1:RATED CURRENT: 1A Max.
- 2:RATED VOLTAGE: 50V AC.
- 3:CONTACT RESISTANCE: 100 MILLIOHMS Max.
AFTER TESTING:100 MILLIOHMS Max.
- 4:INSULATION RESISTANCE: 100 MEGAOHMS Min.
- 5:DIELECTRIC WITHSTANDING VOLTAGE: 500 VAC Min.

MECHANICAL:

- 1:INSERTION FORCE: 5N-40N.
- 2:WITHDRAWAL FORCE: 5N-40N.
- 3:DURRABILITY: 5000 CYCLES.

ENVIRONMENTAL:

TEMPERATURE RANGE: -20°C TO 60°C.

ANGLE	±5°	MODEL NAME: SJ6305-5P (PART NO.)	 广东正宝科技有限公司 GUANGDONG TRENPRO TECHNOLOGY CO. LTD.					
63 < L	±0.5							
16 < L ≤ 63	±0.4							
4 < L ≤ 16	±0.3							
L ≤ 4	±0.2							
TOL TABLE:		MAT'L: See table	DESIGN: Z.F.Lian 08/24'18	TITLE: 6.35 PHONE JACK				
THIS DOCUMENT IS THE PROPERTY OF TRENPRO TECHNOLOGY CO. LTD.,LTD.,NO PART THEREOF MAY BE REPRODUCED AND USED WITHOUT THE PRIOR WRITTEN CONSENT OF THE OWNER		FINISH: See table	CHECKED:L.W.Wu 08/24'18	DWG NO.:	REV.: A			
		Q'TY:/	APPROVED:X.Q.Hu 08/24'18	UNIT: mm	VIEW: 	SCALE: 5:1	SHEET: 1/1	SIZE: A3